



# CAR TRACK DAYS

& EVENINGS



## DRIVERS BRIEFING

### General On-Track Procedures

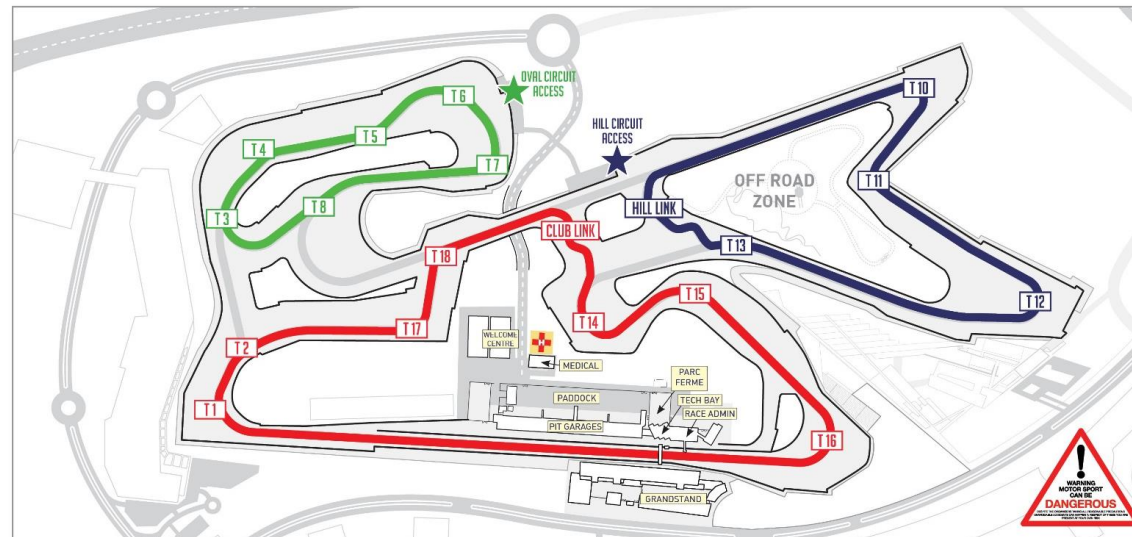


# GENERAL SAFETY PRECAUTIONS

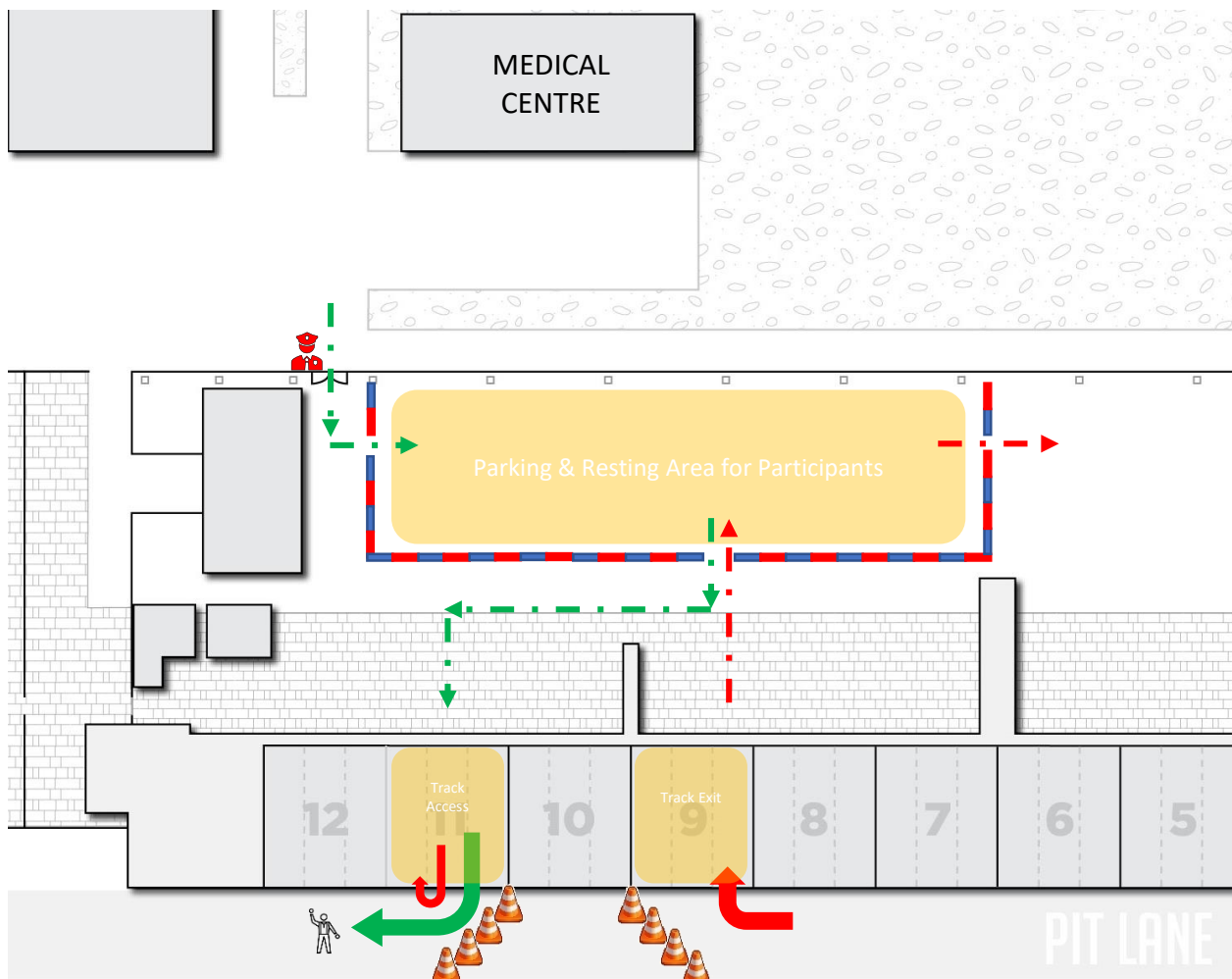
- Follow the instructions given by the instructor, race control as well as pitlane and track marshals at all times
  - Ensure your car is in proper running condition (brakes, tyres, no leaks, ...)
    - Adhere to social distance as much as possible
    - Please refer to the [‘Infection Control Policy’](#) for further details
- Drivers who have not participated in Track Days at Dubai Autodrome before must first enroll and partake in a **Novice Track Evening** (see additional Novice Track Day Session Information on p. 10)

# CIRCUIT CONFIGURATION

- Please check your booking confirmation for the circuit configuration used on the day
- Take your time at the beginning of the session to familiarize yourself with the configuration used, locations of marshals posts and snatch gates and to assess track conditions
- The circuit will be cleaned before each track day, but sand might always be present on circuit
- Please refer to the [website](#) for further information on the different configurations



# FACILITIES & SIGN-ON



- Please make sure that you arrive in time
- Sign-on will be operated in a contactless, drive-through process from Garage 11
- Present your booking confirmation to be scanned by DA staff
- Any driver arriving without valid booking confirmation will need to return to the paddock and leave the venue
- Pre-booked helmets can be collected in Garage 11 before entering the track



# TRACK DAY RULES

- **Helmets and Seatbelt:** Worn correctly at all times
- **Windows:** Should be closed; max.  $\frac{1}{4}$  gap open
- **Roof:** Roof of convertibles must remain closed at all times
- **Towing Eyes:** Ideally installed before entering track; or easily accessible to recover car in case of incident
- **Pitlane Speed Limit:** 40 km/h from entering pitlane until exiting and while in paddock
- **Cameras:** Feel free to record your session to analyze at home
  - Internally mounted cameras only!
  - secured properly not presenting safety hazard by e.g. falling under your brake pedal
- **Timing Equipment:** Prohibited; track days are not competitive and lap timing is not allowed
- **Dress code:** Wear comfortable cloths and closed shoes (no sandals allowed)



# WHILE ON-TRACK

**Remember:** this is a disciplined and controlled environment and race control has cameras all around the circuit to enforce the rules and run a safe event for everyone

- Keep on right of white line while leaving pitlane
- Racing with another car is not allowed
- Drifting at any point on track is not allowed
- Overtake another car only when it is safe to do so. Staying behind another car for some time will not ruin your qualifying hot lap!
- Overtaking in corners is prohibited and overtake should be performed before your car reaches the braking point marked with orange cone
- Stay on racing line when you are being overtaken and let faster cars move around you
- Do not use indicators when being overtaken to avoid confusion for faster cars approaching you ('will he move to the right vs. does he want me to overtake on the right')

# BREAKDOWN & RECOVERY

In case you encounter an issue while on track, please follow these procedures:


- In case of a relatively small issue, try to slowly return to pitlane (marshals will wave yellow flags to inform other participants of potential danger on track)
- Should you spill fluids on track (e.g. coolant or oil), please pull over safely as soon as possible and get off the track. A soiled track might require to stop the session for everyone to allow Race Control to clean the circuit.
- When stopping on track, try to look for the snatch gaps marked in orange; this allows us to quickly recover you and your car
- Remain in the car until marshals / recovery vehicles arrive. Leaving your car puts you at risk of injury by other cars on circuit.






# FLAGS & LIGHTS ON-TRACK

- Flags & lights are our only method of communication with you while out on track
- Please observe these signals and be prepared to follow instructions accordingly



**YELLOW**

Danger, slow down sufficiently to ensure that full control of the vehicle can be retained. No overtaking.



**RED**

Session Stopped.  
Slow down immediately and slowly return to pitlane.



**RED AND YELLOW STRIPED**

You are approaching a slippery surface.  
Reduce speed accordingly and be prepared for reduced grip.

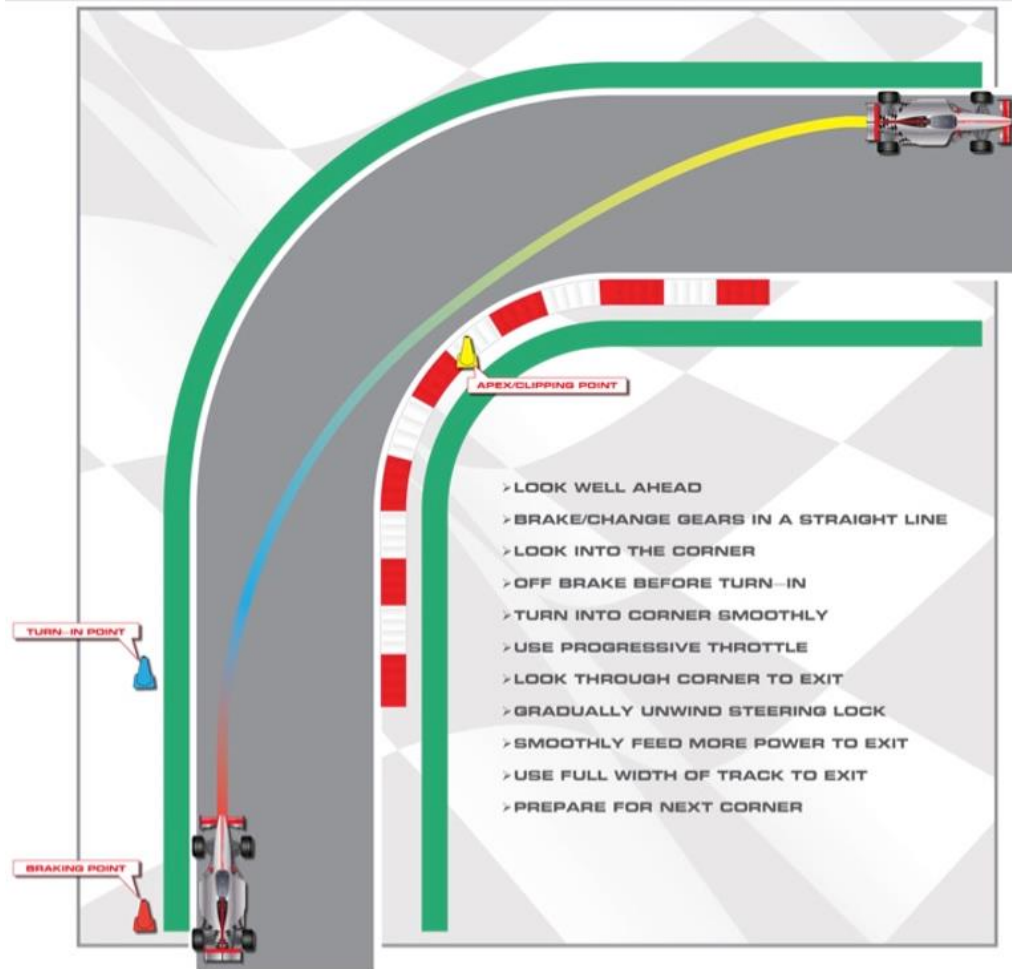


**CHEQUERED**

End of session.  
Finish your lap and return to pitlane



# DRIVING TECHNIQUE AND GUIDELINES



## Driving Technique

- Execute 'best practice' while driving on track (see graphic)
- Stay off the curbs: they will destabilize the car

## Seating

- Longitudinal adjustment: Always a bend in your legs
- Seat back and steering column adjustment: Always a bend in your arms

## Basic Hand positioning

- Hands in '9 and 3' position on wheel
- Hand remain on the steering wheel at all times



# CAR TRACK DAYS

& EVENINGS



**NOVICE SESSION PARTICIPANTS**  
**Additional Instructions**



# GENERAL

- Anyone who is new to track days and driving on track must participate in a Novice Track Day Session first
- Novice Session participants must arrive on time to complete drive-thru sign-on before the start of the circuit familiarization laps
- Should you have any questions between sessions, please approach the registration staff to refer you to the instructor on duty

# FAMILIARISATION LAPS



- Mandatory for all Novice session participants
- After drive-thru sign-on, line up in pitlane behind the lead car (Dubai Autodrome branded Abarth 595) in pitlane
- Once circuit goes green (opens for activities) the lead car will take all novice drivers around the circuit for two laps (= once past the pitlane)
- Stay in single file and behind the lead car
- No overtaking!
- Use the laps to learn the layout and familiarize yourself with the locations of safety marshals
- Yellow flags will be shown on all marshal posts
- Yellow lights will be on around the circuit during these laps
- Stay together, maximum four car lengths gap
- At the end of familiarization laps, follow lead car in pitlane (you can resume with your first session or return to paddock first)



# FINAL REMINDER

Please be reminded that all hospitals are currently operating at maximum capacity.

Any additional injury that hospitals need to take care of puts further pressure on their operation and the staff that has been working tirelessly for weeks to control to current situation.

Please take the necessary safety precautions also while out on track.

This starts by keeping hydrated and by being aware of your surroundings and other cars on track at all times to avoid incidents.

While taking a break between sessions, please keep the required distance to other participants to avoid the spread of the virus.

Washroom use should be limited to one person at a time.



# CAR TRACK DAYS

& EVENINGS



**Take care and have a safe and enjoyable  
experience!**

**Thank you.**